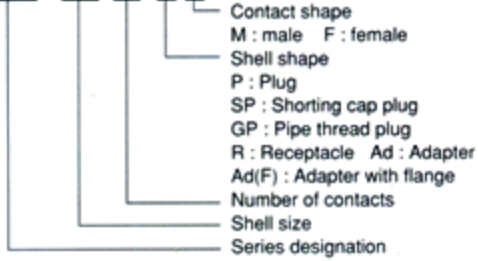


NCS Series Connectors : Best selling Round Type Connectors

Feature

1. Basic type of round connectors connectors usable for all kinds of circuits.
2. Solid and simple construction provides mechanical and electrical stability.
3. Thermosetting epoxy resins have been employed for insulators.
4. Seven kinds of shell size and various shell type are available for a variety of applications.

NCS-25 2-P M




Material and Finish

	Material	Finish
Shell	Zinc alloy die casting or Brass	Chrome plating
Insulator	Synthetic resin	-----
Contact	Copper alloy	Nickel, Silver Gold plating


- Cable termination : Soldering
- Temperature tolerance level : -40 °C to +120 °C

Plug



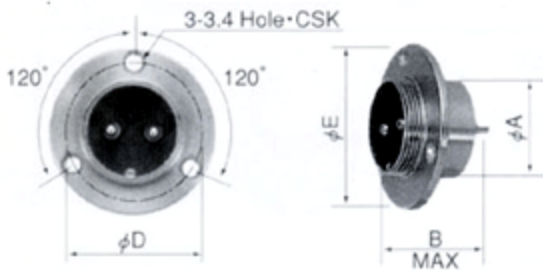
S Type	*Number of contacts	A	B
NCS -14* -P	1	17.5	41
NCS -14* -P	2	17.5	42.5
NCS -16* -P	1	21.5	43.5
NCS -16* -P	2, 3, 4	21.5	44.5
NCS -25* -P	2, 3, 4, 5, 6, 7, 8	28.5	50
NCS -30* -P	2, 3, 4, 5, 6, 7, 7H, 8, 13	34	55
NCS -40* -P	2, 3, 4, 5, 6, 8, 10, 12, 16, 20	46	69
NCS -50* -P	2, 3	57	100
NCS -50* -P	4, 8, 10, 15, 25	57	90
NCS -60* -P	2, 3, 4	67	115
NCS -60* -P	10, 15, 30, 32, 40	67	105

Plug




G Type	*Number of contacts	A	B
NCS -16* -PM	2, 3	21.5	44.5
NCS -25* -PM	2, 3, 4, 5, 6, 7	28.5	50.5
NCS -30* -PM	2, 3, 4, 5, 6, 8	34	57
NCS -44* -PM	2, 3, 4, 5, 6, 8, 10, 12, 16, 20	52	70
NCS -54* -PM	2, 3	65	112
NCS -54* -PM	4, 8, 10, 15, 25	65	102
NCS -64* -PM	2, 3, 4	78	116
NCS -60* -PM	10, 15, 30, 32	67	107

Receptacle




S Type	*Number of contacts	A	B	D	E
NCS-14* -R	1	14	27.5	23	31
NCS-14* -R	2	14	24	23	31
NCS-16* -R	1	16	27.5	24	32
NCS-16* -R	2, 3, 4	16	23	24	32
NCS-25* -R	2, 3, 4, 5, 6, 7, 8	25	26	34	42
NCS-30* -R	2,3,4,5,6,7,7H,8,13	30	29	38	46
NCS-40* -R	2,3,4,5,6,8,10,12,16,20	40	35.5	50	58
NCS-50* -R	4, 8, 10, 15, 25	50	45	60	68

Receptacle




G Type	*Number of contacts	A	B	D	E
NCS-16* -RF	2, 3	16	23.5	24	32
NCS-25* -RF	2, 3, 4, 5, 6, 7	25	27	34	42
NCS-30* -RF	2, 3, 4, 5, 6, 8	30	30	38	46
NCS-44* -RF	2,3,4,5,6,8,10,12,16,20	44	41	56	64

Receptacle (Square flange)




S Type	*Number of contacts	A	B	D	E	V
NCS-25*-R (Square)	2, 3, 4, 5, 6, 7, 8	25	26	24	31	3.5
NCS-50*-R	2, 3	50	54.3	48	60	5.5
NCS-50*-R (Square)	4, 8, 10, 15, 25	50	45	48	60	
NCS-60*-R	2, 3, 4	60	56.3	56	70	
NCS-60*-R	10, 15, 30, 32, 40	60	43	56	70	

Receptacle (Square flange)




G Type	*Number of contacts	A	B	D	E	V
NCS-25*-RF (Square)	2, 3, 4, 5, 6, 7	25	27	24	31	3.5
NCS-54*-RF	2, 3	54	54	52	66	5.5
NCS-54*-RF	4, 8, 10, 15, 25	54	46.7	52	66	
NCS-64*-RF	2, 3, 4	64	56	62	76	
NCS-60*-RF	10, 15, 30, 32	60	48.5	56	70	

Adapter (Jack)




S Type	*Number of contacts	A	B
NCS -14*-Ad	1, 2	17.5	52.5
NCS -16*-Ad	1, 2, 3, 4	21.5	49
NCS -25*-Ad	2, 3, 4, 5, 6, 7, 8	28.5	57
NCS -30*-Ad	2, 3, 4, 5, 6, 7, 7H, 8, 13	34	62.5
NCS -40*-Ad	2, 3, 4, 5, 6, 8, 10, 12, 16, 20	46	81
NCS -50*-Ad	2, 3	57	109
NCS -50*-Ad	4, 8, 10, 15, 25	57	100
NCS -60*-Ad	2, 3, 4	67	118
NCS -60*-Ad	10, 15, 30, 32, 40	67	109

Adapter (Jack)




G Type	*Number of contacts	A	B
NCS -16*-AdF	2, 3	21.5	49
NCS -25*-AdF	2, 3, 4, 5, 6, 7	28.5	57
NCS -30*-AdF	2, 3, 4, 5, 6, 8	34	62.5
NCS -44*-AdF	2, 3, 4, 5, 6, 8, 10, 12, 16, 20	52	83
NCS -54*-AdF	2, 3	65	122
NCS -54*-AdF	4, 8, 10, 15, 25	65	112
NCS -64*-AdF	2, 3, 4	78	118.5
NCS -60*-AdF	10, 15, 30, 32	67	111

Adapter with flange (Panel Jack)




S Type	*Number of contacts	B	D	E
NCS -16*-Ad(F)	1, 2, 3, 4	49	28	37
NCS -25*-Ad(F)	2, 3, 4, 5, 6, 7, 8	57	35	42
NCS -30*-Ad(F)	2, 3, 4, 5, 6, 7, 7H, 8, 13	62.5	42	52
NCS -40*-Ad(F)	2, 3, 4, 5, 6, 8, 10, 12, 16, 20	81	56	65

Adapter with flange (Panel Jack)




G Type	*Number of contacts	B	D	E
NCS -16*-Ad(F)	2, 3	49	28	37
NCS -25*-Ad(F)	2, 3, 4, 5, 6, 7	57	35	42
NCS -30*-Ad(F)	2, 3, 4, 5, 6, 8	62.5	42	52

Shorting cap plug




S Type	*Number of contacts	A	B
NCS -25*-SP	2, 3, 4, 5, 6, 7, 8	28.5	38
NCS -30*-SP	2, 3, 4, 5, 6, 7, 7H, 8, 13	34	41
NCS -40*-SP	2, 3, 4, 5, 6, 8, 10, 12, 16, 20	46	56
NCS -50*-SP	2, 3	57	82
NCS -50*-SP	4, 8, 10, 15, 25	57	72
NCS -60*-SP	2, 3, 4	67	83
NCS -60*-SP	10, 15, 30, 32	67	73

Shorting cap plug




G Type	*Number of contacts	A	B
NCS -25*-SPM	2, 3, 4, 5, 6, 7	28.5	38.5
NCS -30*-SPM	2, 3, 4, 5, 6, 8	34	43
NCS -40*-SPM	2, 3, 4, 5, 6, 8, 10, 12, 16, 20	52	57
NCS -50*-SPM	2, 3	65	91
NCS -50*-SPM	4, 8, 10, 15, 25	65	81
NCS -60*-SPM	2, 3, 4	78	96
NCS -60*-SPM	10, 15, 30, 32	67	75

Pipe threads plug



S Type	*Number of contacts	A	B
NCS -25*-SP	2, 3, 4, 5, 6, 7, 8	28.5	38
NCS -30*-SP	2, 3, 4, 5, 6, 7, 7H, 8, 13	34	41
NCS -40*-SP	2, 3, 4, 5, 6, 8, 10, 12, 16, 20	46	56
NCS -50*-SP	2, 3	57	82
NCS -50*-SP	4, 8, 10, 15, 25	57	72
NCS -60*-SP	2, 3, 4	67	83
NCS -60*-SP	10, 15, 30, 32	67	73


Shorting cap plug



G Type	*Number of contacts	A	B
NCS -25*-SPM	2, 3, 4, 5, 6, 7	28.5	38.5
NCS -30*-SPM	2, 3, 4, 5, 6, 8	34	43
NCS -40*-SPM	2, 3, 4, 5, 6, 8, 10, 12, 16, 20	52	57
NCS -50*-SPM	2, 3	65	91
NCS -50*-SPM	4, 8, 10, 15, 25	65	81
NCS -60*-SPM	2, 3, 4	78	96
NCS -60*-SPM	10, 15, 30, 32	67	75

Accessories


Plug cap (PCa)



Shell size	A	B
NCS-14-PCa	18	17
NCS-16-PCa	21.5	18
NCS-25-PCa	28.5	20
NCS-30-PCa	34	23
NCS-40-PCa	46	23
NCS-44-PCa	52	24
NCS-50-PCa	57	39
NCS-54-PCa	65	40
NCS-60-PCa	67	40
NCS-64-PCa	78	40

Receptacle cap (RCa)

Also for adapter



Shell size	A	B
NCS-14-PCa	18	17
NCS-16-PCa	21.5	18
NCS-25-PCa	28.5	20
NCS-30-PCa	34	23
NCS-40-PCa	46	23
NCS-44-PCa	52	24
NCS-50-PCa	57	39
NCS-54-PCa	65	40
NCS-60-PCa	67	40
NCS-64-PCa	78	40

NCS and NWPC tools

Contacts with NCS and NWPC rated currents of least 80A have structures which can be removed from insulators. When soldering, do so after removing the contact.