

9097250 TOSHIBA (DISCRETE/OPTO)

56C 07513

DT-33-09

2SC2242

SILICON NPN TRIPLE DIFFUSED TYPE (PCT PROCESS)

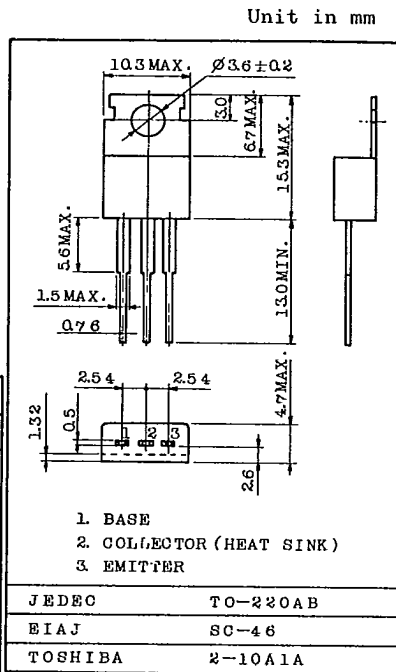
POWER AMPLIFIER APPLICATIONS.
COLOR TV SOUND OUTPUT APPLICATIONS.

FEATURES:

- Recommended for Sound Output Stage in Line Operated TV.
- High Voltage : $V_{CE0}=300V$

MAXIMUM RATINGS ($T_a=25^\circ C$)

CHARACTERISTIC		SYMBOL	RATING	UNIT
Collector-Base Voltage		V_{CB0}	300	V
Collector-Emitter Voltage		V_{CE0}	300	V
Emitter-Base Voltage		V_{EB0}	5	V
Collector Current		I_C	150	mA
Base Current		I_B	50	mA
Collector Power Dissipation	$T_a=25^\circ C$	P_C	1.5	W
	$T_c=25^\circ C$	P_C	25	
Junction Temperature		T_j	150	$^\circ C$
Storage Temperature		T_{stg}	-55~150	$^\circ C$



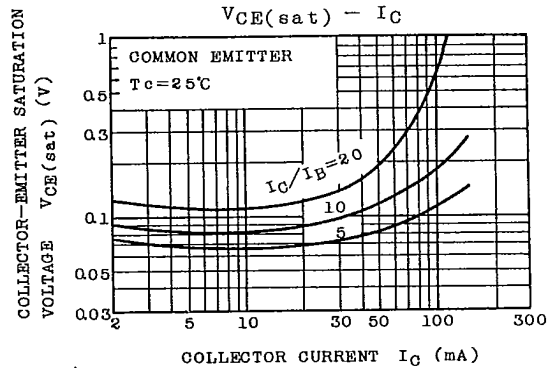
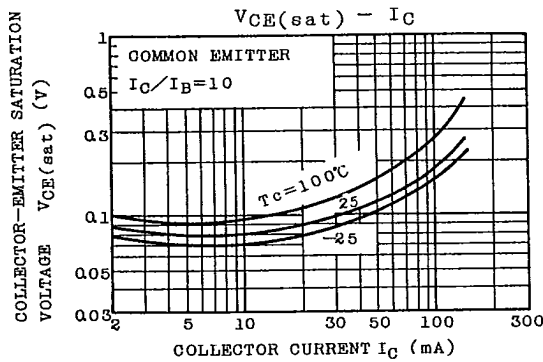
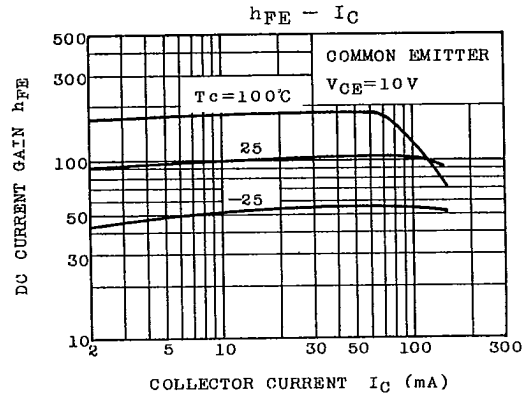
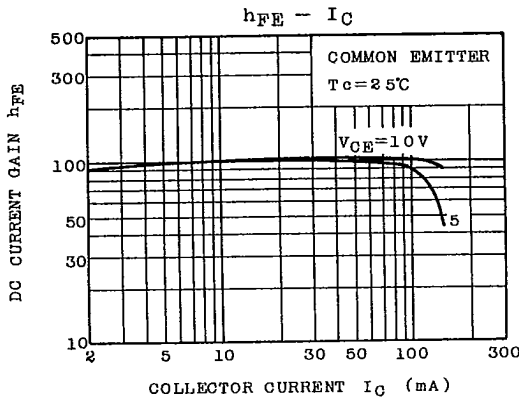
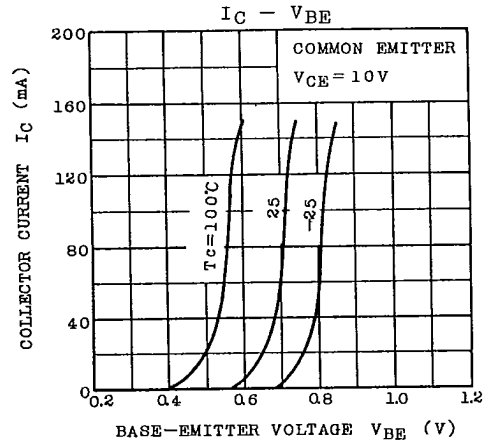
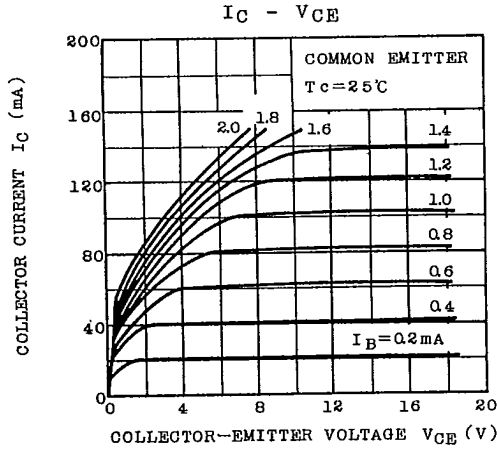
Weight: 1.9g

Mounting kit No. AC75

ELECTRICAL CHARACTERISTICS ($T_a=25^\circ C$)

CHARACTERISTIC	SYMBOL	TEST CONDITION	MIN.	TYP.	MAX.	UNIT
Collector Cut-off Current	I_{CBO}	$V_{CB}=240V, I_E=0$	-	-	1.0	μA
Emitter Cut-off Current	I_{EBO}	$V_{EB}=5V, I_C=0$	-	-	1.0	μA
Collector-Emitter Breakdown Voltage	$V_{(BR)CEO}$	$I_C=5mA, I_B=0$	300	-	-	V
DC Current Gain	h_{FE}	$V_{CE}=10V, I_C=50mA$	40	-	170	
Collector-Emitter Saturation Voltage	$V_{CE(sat)}$	$I_C=100mA, I_B=10mA$	-	-	3.0	V
Base-Emitter Voltage	V_{BE}	$V_{CE}=10V, I_C=50mA$	0.6	-	0.9	V
Transition Frequency	f_T	$V_{CE}=50V, I_C=20mA$	20	50	-	MHz
Collector Output Capacitance	C_{ob}	$V_{CB}=50V, I_E=0, f=1MHz$	-	5.5	12	pF

TOSHIBA CORPORATION

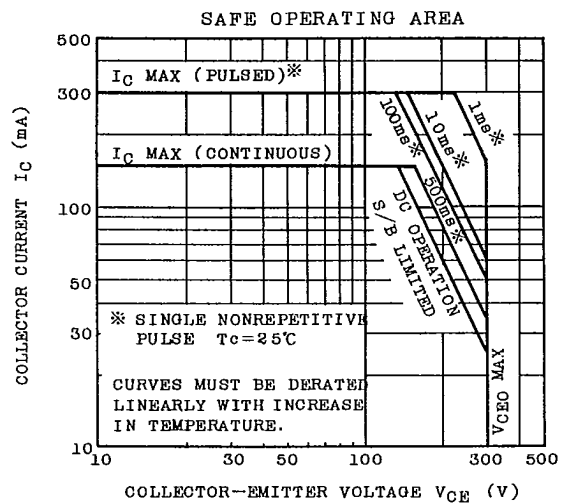
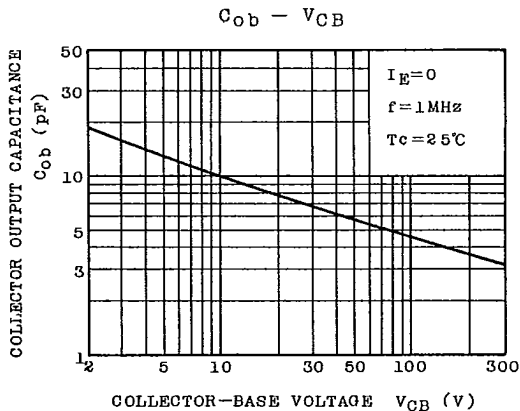
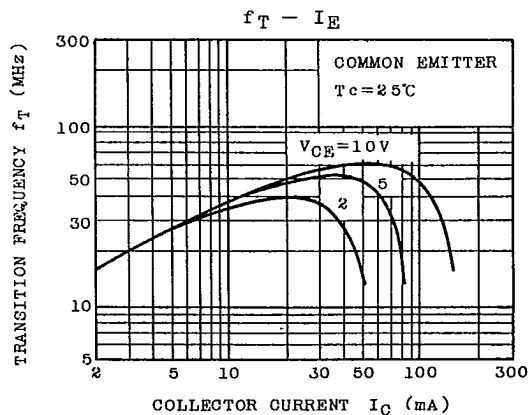


TOSHIBA CORPORATION

9097250 TOSHIBA (DISCRETE/OPTO)

56C 07515 0 T-33-09

2SC2242



TOSHIBA CORPORATION